



La maquina mas avanzada y practica del mercado que te permite ofrecer a tus clientes el mejor zumo recién exprimido. Recomendado para locales que ofrecen mas de 30 zumos diarios (consumo media/alto).

Sistema de exprimido unico en el mundo. La fruta es cortada en dos mitades y exprimida sin entrar en contacto con la corteza evitando sus aceites y acidez. Zumo de calidad con un saber 100% natural.

Exprimidor automatico de dtricos. Naranjas, limones, limas, mandarinas y pomelos.

Rapida y facil limpieza. Solo hacen falta 11 minutos para desmontar, limpiar, secar y volver a montar.

Cuerpo del exprimidor en acero inoxidable.

Alimentación automatica. Su llenado proporciona atractivo visual a la maquina.

Programador y contador digital de ultima generación.

Dos opciones de filtro que regulan la cantidad de pulpa; para adaptarse mejor a los gustos del cliente.

Bandeja y rejilla recoge-goteo.

Cubetas recoae-cortezas. Cubetas plastico 7l. (integradas en la maquina).

The most advanced and practical machine on the market it enables you to offer your customers the best freshly squeezed juice. Recommended for establishments that serve more than 30 juices a day (medium/high level of consumption).

A juicing system that is unique in the world. The fruit is cut in half and squeezed without the juice coming into contact with the peel, thus avoiding it being tainted with any oil or bitterness. Quality juice with 100% natural taste.

Automatic citrus juicer. Oranges, lemons, limes, mandarins and grapefruit.

Quick and easy cleaning. It only takes 11 minutes to disassemble, clean and reassemble.

The body of the juicer is made of stainless steel.

Automatic feed. When full it makes the machine visually appealing.







Latest generation digital programmer and fruit counter.

Two filter options that regulate the amount of pulp in the juice, enabling the juice to be tailored to the customer's preference.

Drip tray and grill


Bins for waste peel. 7l. (1.85 gal.) plastic bins (built into the machine).


Características Técnicas Technical Characteristics

	230V-50Hz., 220V-60Hz., 110V-60Hz., 240V-50Hz., 120V-50Hz.
	Manatasic: a 0,33CV Single Phase 0,33CV.
	7,5 Kg. 16 lbs.
	<p>Kit II 55-75mm. 0.2.16"- 2.95"</p> <p>Kit III 70-100mm. 2.75"-3.54"</p> <p>Opciana Optional:</p> <p>Kit Mandarina I 45-60mm. Mandarin Kit 01. 77"-2.36"</p> <p>Kit III 53-e 0mm. 0 2.1"-2.36"</p>
	Alto x Ancho x Profunda Height x Width x Depth 788mm. 31" x 478/420mm. 18.8"/16.5" x 444mm. 17.48"
	Triple sensor safety cut-out will detect blocked motor. The machine will stop and any incorrectly positioned parts will be indicated on the display screen.

Z14

408330

 Programador y Contador Digital / Programmer and Digital Counter

 Visualización Proceso Exprimido / Squeezing Process View

 Kit Copas Grandes / Large Cups Kit

 Doble Filtro / Double Filter



Z14
INOX

Ref. C114



Z14
DUO

Ref. C314



Z14
DUO PLUS

Ref. C714



Z14
DUO PLUS20 

Ref. C714A20

Alto x Ancho x Profunda / Height x Width x Depth

788mm.31"
478mm.18.8"
444mm.17.48"

1545mm.60.82",_AJusto-AdJustableL.egs
610mm.24"
480mm.18.9"

1545mm.60.82",_AJ....—Adj.Justia.,eL.egs
SOOmm.31.5"
480mm.18.9"

1635mm.64.3TPata-losAdJustableL.egs
800mm.31.5"
480mm.18.9"



60,47Kg.1331bs.

84,15Kg.185.51bs.

91Kg.200.51bs.

93,50Kg.2061bs.



9Kg.201bs.

9Kg.201bs.

9Kg.201bs.

20Kg.441bs.



Ruedas Opcionales* / Optional Wheels*

ZI4 SERVICE

408330

Calidad y rapidez. la mejor opción de autoservicio de zumo para tu local. Recomendado para locales que ofrecen mas de 30 zumo diarios concentrados en un breve periodo de tiempo (consumo medio/alto).

Quality and speed. The best self-service juice option for your business. Recommended for establishments that serve more than 30 juices a day in a short space of time (medium/high level of consumption).

Deposito 6l y Grifo-Autoservicio Juicer with 1.6 gal. tank and Self-Service tap



Bandeja-Rejilla recoge goteo regulable en 3 alturas
Drip tray and grille adjustable to 3 different heights

Kit Copas Grandes Large Cups Kit



ZI4 SERVICE

Ref. C414

Alto x Ancho x Profundo Height x Width x Depth

1545mm.60.82" Patas Ajustables Adjustable Legs
610mm.24"
480mm.18.9"



85,65Kg.189.1bs.



9Kg.20.1bs.



Ruedas Opcionales* Optional Wheels*



ZI4 SERVICE PLUS

Ref. C814

Alto x Ancho x Profundo Height x Width x Depth

1545mm.60.82" Patas Ajustables Adjustable Legs
800mm.31.5"
480mm.18.9"



92,50Kg.204.1bs.



9Kg.20.1bs.



ZI4 SERVICE PLUS20

Ref. C814A20


Alto x Ancho x Profundo Height x Width x Depth

1635mm.64.3" Patas Ajustables Adjustable Legs
800mm.31.5"
480mm.18.9"

95Kg.209.5.1bs.

20Kg.44.1bs.

Ruedas Opcionales* Optional Wheels*



ZI4 SELF SERVICE



408330

Maxima comodidad paratus clientes y atractivo diseio para tu local. recomendado para locales que ofrecen mas de 30 zumos diarios (consumo media/alto).

Optimum convenience for your customers and an attractive design for your establishments. Recommended for establishments that serve more than 30 juices a day (medium/high level of consumption).



Kit Copas Grandes Large Cups Kit

R

Sistema de Puesta enMarcha/Paro Automiltico
Automatic Start/Stop System



ZI4 SELF SERVICE INOX

Ref.CG114

Alto xAncho x Profunda Heightx Width x Depth

788mm.31"
478mm.18.8"
444mm.17.48"



60,47Kg.1331bs.



9Kg.201bs.



ZI4 SELF SERVICE DUO

Ref.CG314

Alto x Ancho x Profunda Height x Width x Depth

1545mm.60 7/8",.....AJustablos AdJustableL.ees
610mm.24"
480mm.18'1B"



84,15Kg.185.51bs.



9Kg.20 lbs.



Ruedas Opcionales* Optional Wheels*



ZI4 SELF SERVICE DUO PLUS

Ref.CG714

Alto x Ancho x Profunda Height x Width x Depth

1545mm.60.82"PatasaAJ""-AdjustableL.ees
500mm.31.5"
480mm.18.9"

91Kg.200.51bs.

9Kg.20 lbs.



ZI4 SELF SERVICE DUO PLUS20

Ref.CG714A20

Alto x Ancho x Profunda Height x Width x Depth

1635mm.64.3TPatasAJu-losAdJustableL.ees
800mm.31.5"
480mm.18.9"

93,50Kg.2061bs.

20Kg.441bs.

ZI4 FRESH



408330

Conjunto de exprimidores adecuados para aquellos establecimientos con alta exigencia de consumo que quieran ofrecer a sus clientes autoservicio de zumo natural refrigerado y exprimido al momento.

Set of juicing systems suitable for establishments with high demand that want to offer their customers self-service freshly squeezed chilled juice on tap.

Depósito con Agitador Tank with Agitator 71.85 gal.



Bandeja-Rejilla recoge goteo regulable en 3 alturas
Drip tray and grille, adjustable to 3 different heights

Kit Copas Grandes Large Cups Kit

ZI4 FRESH

Ref. C614

Alto x Ancho x Profunda Height x Width x Depth

1708mm.67.24" - - - - -ios Adjustable L.egs
800/840mm.31.5"/33" Escudo d. rooPa...pes Sets Squares
510/530mm.20"/20.9" - - - - -; ,l pes Buffer Brackets



109,50Kg.241.51bs.

9Kg.201bs.

Ruedas Opcionales* Optional Wheels*



ZI4
FRESH PLUS

Ref. C914

Alto x Ancho x Profunda Height x Width x Depth

1708mm.67.24" - - - - - Ai... _ Adj. - ble L.egs
800/840mm.31.5"/33" Escudo d. rooPa...pes Sets Squares
510/530mm.20"/20.9" Escudo d. rooPa...pes Sets Squares



116,50Kg.2571bs.

9Kg.201bs.

Ruedas Opcionales* Optional Wheels*



ZI4
FRESH PLUS20

Ref. C914A20

1800mm.70.9" - - - - - Aius bobi H Ad. Justable L.egs
800/840mm.31.5"/33" Escudo d. rooPa...pes Sets Squares
510/530mm.20"/20.9" - - - - -; ,l pes Buffer Brackets

119,20Kg.2631bs.

20Kg.441bs.



HORECA TABLA COMPARATIVA

	Z1	Z0II	Z14	Z14SERVICE	Z14SELF SERVICE	Z14FRESH
A Modldu NtoAnc.f.xflrr;ll'vno:0	67813391387mm	720/504/420mm	788/478/444mm	1545(1605)/610/480mm	788/478/444mm	1708(1768)/610(650) 510(530)mm
Frutao por Minut.	6,5	10	11	11	11	11
Cilpliddod C.MO	1Kg(aprox.6-7 naranjas)	1.5Kg(aprox. 9 naranjas)	9Kg	9Kg	9Kg	9Kg
O l'illnlftofartrto	12156-90mm	12145-90mm	1145-90mm	12145-90mm	1214&90mm	12145-90mm
li , . . .	29,5Kg	52Kg	58Kg	86Kg	60,5Kg	109,5Kg
CDNUmo	165W	275W	275W	275W	275W	275+450=725W
Odod	5 sensor/ls (filrlml-co motor, bandeja exprimido, car. Itula, tubeta y teflo)	3 sensor/ls (bandeja filtro, tar. Itula y teflo) y protecc16nt rrm1ca en el motor	3 sensores (bandeja filtro, car. Itula y teflo) y protecc16nt rrm1ca en el motor	3 sensores (bandeja filtro, taratula y teflo) y protecc16nt rrm1ca en el motor	3 sensores (bandeja filtro, taratula y teflo) y protecc16nt rrm1ca en el motor	3 sensores (bandeja filtro, tar. Itula y teflo) y protecc16nt rrm1ca en el motor
n ■■■■	91. (SKGnaranjas aprox.)	91. (SKGnaranjas aprox.)	71. (3.5Kgnaranjas aprox.)	Gran capacidad (mueble)	91. (SKGnaranjas aprox.)	(mueble) Gran capacidad
Cortlftoodas	CE	CE/ULJCSA/NSF	CE/NSF/NSF ELEC-TRICAL	CE/NSF/NSF ELEC-TRICAL	CE	CE



COMPARATIVE TABLE

	Z1	ZDI	Z14	Z14SERVICE	Z14SELF SERVICE	Z14FRESH
A M uNII*Its Hellh.f.xWkthxDep1tl	678/339/387mm 26.T/13.34"/15.23"	720/504/420mm 28.34"/19.84"/16.53"	788/478/444mm 31"/18.8"/17.48"	1545(1605)/610/480mm 60.82"(63.19")/24"/18.9"	788/478/444mm 31"/18.8"/17.48"	1708(1768)/610(650)/ 510(530)mm 67.24"(69.61124")/25.61/ 20"(20.9")
FIVb.pM' Minuta	6.5	10	11	11	11	11
F —	1Kg (2.2 lbs) (6-7 oranges approx.)	1.5Kg (3.3 lbs) (9 oranges approx.)	9Kg (20lbs)	9Kg (20 lbs)	9Kg (20lbs)	9Kg (20lbs)
O SuiUba.SizM	12156-90mm (2.16"-3.54)	12145-90mm (1.77-3.54)	12146-90mm (1.77-3.54)	12145-90mm (1.JT-3.54")	1145-90mm (1.JT-3.54")	12145-90mm (1.77-3.54)
li Wollhr.	29.5Kg (65lbs)	52Kg (115lbs)	58Kg (127lbs)	86Kg (189lbs)	60.5Kg (133lbs)	109.5Kg (241.5lbs)
1: Cen.lua.,ttan	165W	275W	275W	275W	275W	275+45(=)725W
O SKUrftr	5 sensors (thermal engine, squeezed tray, cover, tray and top cover)	3 sensors (filter tray, cover and ceiling) and the motor thermal protection	3 sensors (filter tray, cover and ceiling) and the motor thermal protection	3 sensors (filter tray, cover and ceiling) and the motor thermal protection	3 sensors (filter tray, cover and ceiling) and the motor thermal protection	3 sensors (filter tray, cover and ceiling) and the motor thermal protection
n lln cilJ	91 (2.4gal) SIC (Qlbs) oranpo approx.	91 (2.4gal) 5Kg (11lbs) oranpo approx.	71 (1.85gal) 35Kz (7.7lbs) ***** approx.	La 'I' capacity (cabinet)	91 (2.4gal) SIC (Q1bs) oranpo approx.	Large capacity (cabinet)
Cilrt-	CE	CE/JUL/CSA/NSF	CE/NSF/NSF ELEC-TRICAL	CE/NSF/NSF ELEC-TRICAL	CE	CE

Sistema de Pictogramas

System of Pictograms

	Kit Copas Grw1des Kit Large CI4IS		Clpacidad Alirrwtt.ador Feeder Capacity
	flrvr8rnadar y tont:ador DI Jita Programer and Digital Counter		capac:ldad Cestll Basket Capacity
	Doble Altro Double Filter		Frutas por MinutD Fruits per Minute
	Vobje Voltage		, , , , , , Frnta Fruit Diameter
	Motor Motor		Medldas Measurements
	Cmswno C Consumption Peso Net Weight		Seauridad Security
	Articulo Diliponible Bajo Pedlda Available Upon Request		Ruedas Opc:ionales* Optional Wheels*
	Consu TI111'a Please Check Prices		FUndonamlen to Autam6tic:o Automatic: Operating
			S8 Sistema STANDBY STANDBY System
	Entoci Mnuestras m6cpnas In all our machines		
	yeorud Dr DI Jbi Programer and Digital Counter		
	Vi11Nillzad6n Proceso Exprirriclo Squeezing Pnxess View		
	*Ruedls OpclonaiiiiLhlseras sin FlwiO/ DelentM' Ucon Freno		
	*Optional Wheels. Rear Wheels without Brakes/ Front Wheels with Brakes		



3 AÑOS DE GARANTIA*
 3 YEAR WARRANTY*
REGISTRO DE MARCA DE LA OMC

